

Section E

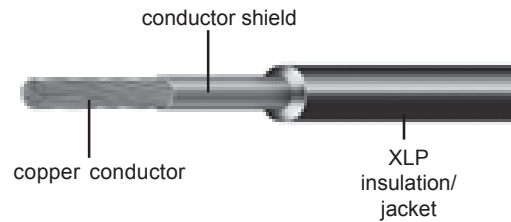
Medium Voltage Power Cable

<u>Description</u>	<u>Insulation</u>	<u>Jacket</u>	<u>Specification</u>	<u>Page</u>
2.4KV Non-Shielded	XLP	N/A	HW200	92
2.4KV Non-Shielded	EPR.....	Hypalon®	HW201	93
5KV Shielded 100% or 133%	XLP	PVC	HW202	94
5KV/8KV Shielded 133% or 100%	EPR.....	PVC	HW203	95
5KV/8KV Unishield 133% or 100%	EPR.....	CPE	HW204	96
15KV Shielded 100%	XLP	PVC	HW205	97
15KV Shielded 133%	XLP.....	PVC	HW206	98
15KV Shielded 100%	EPR.....	PVC	HW207	99
15KV Shielded 133%	EPR.....	PVC	HW208	100
15KV Unishield 100%.....	EPR.....	CPE	HW209	101
15KV Unishield 133%.....	EPR.....	CPE	HW210	102
25KV/35KV Shielded 133% or 100%	EPR.....	PVC	HW211	103
2.4KV 3-Conductor Non-Shielded	EPR.....	PVC	HW212	104
5KV/8KV 3-Conductor Shielded 133%/100%	EPR.....	PVC	HW213	105
5KV/8KV Shielded 133%/100%	EPR.....	LSZH	HW220	106
8KV Shielded 133%	EPR.....	LSZH	HW221	108
15KV Shielded 133%	EPR.....	LSZH	HW222	110

Specification
HW200

POWER CABLE

**2.4KV UL Type MV-90 Dry, 90°C
Single Conductor, Non-Shielded
XLP Insulation
Copper Conductor**



Catalog No.	Size AWG/kcmil	No. of Strands	Insulation Thickness Mils	Overall Diameter Inch	Net Weight Lbs/Mft
HW200 00801	8	7	110	.39	90
HW200 00601	6	7	110	.42	125
HW200 00401	4	7	110	.47	180
HW200 00201	2	7	110	.53	260
HW200 00101	1	19	110	.57	325
HW200 10101	1/0	19	110	.62	400
HW200 20101	2/0	19	110	.66	490
HW200 30101	3/0	19	110	.71	605
HW200 40101	4/0	19	110	.77	750
HW200 25001	250	37	120	.83	890
HW200 35001	350	37	120	.94	1215
HW200 50001	500	37	120	1.07	1680
HW200 75001	750	61	130	1.28	2515
HW200 10001	1000	61	130	1.43	3320

Medium Voltage Power Cable

Applications:

For use in power circuits up to 2.4KV when installed in open air, conduit or duct. Used for applications in chemical plants, refineries, steel mills, industrial plants, commercial buildings, utility substations and generating stations. UL approved for use at 90°C for continuous operation, 130°C for emergency overload conditions, and 250°C for short circuit conditions.

Conductor:

Compressed soft bare annealed copper per ASTM B-3, Class B stranding per ASTM B-8, with a semi-conducting conductor shield.

Insulation:

Cross-linked polyethylene (XLP) per ICEA standards.

Additional Standards:

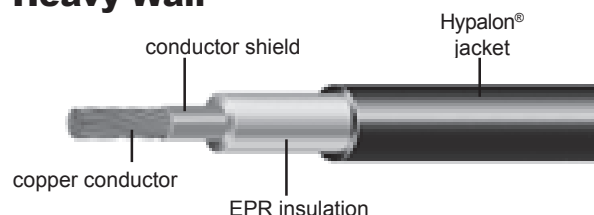
- ICEA S-96-659
- UL Standard 1072
- NEMA WC 71

Notes:

- Sizes 8-4 AWG approved for 5,000 volt application under FAA AC 150/5345-7E Specification L-824, Type C Underground Electrical Cable for Airport Lighting Circuits.
- Size 8 AWG meets L-824 Type C only, not UL.

POWER CABLE

**2.4KV UL Type MV-90 Wet or Dry, 90°C
Single Conductor, Non-Shielded
EPR Insulation, Hypalon® Jacket – Heavy Wall
2.4KV Insulation Level
Copper Conductor**



Catalog No.	Size AWG/kcmil	No. of Strands	Insulation Thickness Mils	Jacket Thickness Mils	Overall Diameter Inch	Net Weight Lbs/Mft
HW201 00801	8	7	125	80	.57	195
HW201 00601	6	7	125	80	.65	260
HW201 00401	4	7	125	80	.70	330
HW201 00201	2	7	125	80	.76	405
HW201 00101	1	19	125	80	.80	505
HW201 10101	1/0	19	125	80	.84	590
HW201 20101	2/0	19	125	80	.88	700
HW201 30101	3/0	19	125	95	.96	860
HW201 40101	4/0	19	125	95	1.02	1020
HW201 25001	250	37	140	110	1.14	1210
HW201 35001	350	37	140	110	1.24	1525
HW201 50001	500	37	140	110	1.37	2130
HW201 75001	750	61	155	125	1.62	3090
HW201 10001	1000	61	155	125	1.76	3960

Application:

For use in caustic environments in power circuits up to 2.4KV when installed in open air, conduit, duct, cable tray when CT rated, in wet and dry locations. Used for applications in chemical plants, refineries, steel mills, industrial plants, commercial buildings, utility substations and generating stations.

Conductor:

Compressed, soft bare annealed copper per ASTM B-3, Class B stranding per ASTM B-8, with a semi-conducting conductor shield.

Insulation:

Ethylene propylene rubber (EPR) per ICEA standards.

Jacket:

Chlorosulfonated polyethylene (CSPE/Hypalon®) per ICEA standards.

Flame Tests:

UL and IEEE 383 70,000 BTU/hr flame test – for CT-listed sizes 1/0 AWG and larger.

Additional Standards:

- ICEA S-96-659
- UL Standard 1072
- NEMA WC71

Note:

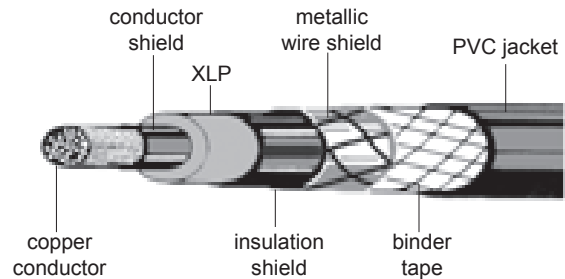
- CT rating must be requested. CT ratings are available on sizes 1/0 AWG and larger.
- PVC jacket available upon request.

Medium Voltage Power Cable

Specification
HW202

POWER CABLE

**5KV UL Type MV-90, 90°C
Single Conductor, Shielded
XLP Insulation, PVC Jacket
100% or 133% Insulation Level
Copper Conductor**



Catalog No.	Size AWG/kcmil	No. of Strands	Insulation Thickness Mils	Insulation Diameter Inch	Jacket Thickness Mils	Overall Diameter Inch	Net Weight Lbs/Mft
HW202 00801	8	7	90	.34	60	.58	165
HW202 00601	6	7	90	.38	60	.60	205
HW202 00401	4	7	90	.45	60	.71	290
HW202 00201	2	7	90	.51	60	.77	385
HW202 00101	1	19	90	.55	60	.81	440
HW202 10101	1/0	19	90	.59	80	.89	565
HW202 20101	2/0	19	90	.63	80	.94	665
HW202 30101	3/0	19	90	.68	80	.99	790
HW202 40101	4/0	19	90	.74	80	1.04	950
HW202 25001	250	37	90	.80	80	1.10	1095
HW202 35001	350	37	90	.90	80	1.21	1445
HW202 50001	500	37	90	1.03	80	1.35	1960
HW202 75001	750	61	90	1.22	80	1.54	2825
HW202 10001	1000	61	90	1.37	80	1.69	3645

Medium Voltage Power Cable

Application:

For use in power circuits up to 5KV when installed in open air, conduit, duct, or direct buried in earth, in wet and dry locations. Used for applications in chemical plants, refineries, steel mills, industrial plants, commercial buildings, utility substations and generating stations. UL approved for use at 90°C for continuous operation, 130°C for emergency overload conditions, and 250°C for short circuit conditions.

Conductor:

Compressed soft bare annealed copper per ASTM B-3, Class B stranding per ASTM B-8, with a semi-conducting conductor shield.

Insulation:

Cross-linked polyethylene (XLP) per ICEA S-97-682 with a semi-conducting insulation shield.

Shield:

Shielding wires meet ICEA standards.

Jacket:

Sunlight-resistant PVC per ICEA S-97-682 and UL Standard 1072.

Additional Standards:

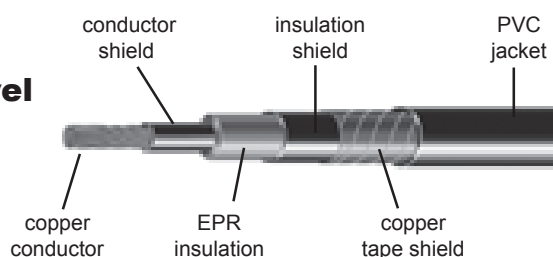
- ICEA S-93-639
- NEMA WC74
- AEIC CS8
- Federal Specification J-C-30B

Note:

CT rating must be requested. CT ratings are available on sizes 1/0AWG and larger.

POWER CABLE

**5KV/8KV UL Type MV-105, 105°C
Single Conductor, Shielded
EPR Insulation, PVC Jacket
5KV 133%, 8KV 100% Insulation Level
Copper Conductor**



Catalog No.	Size AWG/kcmil	No. of Strands	Insulation Thickness Mils	Insulation Diameter Inch	Jacket Thickness Mils	Overall Diameter Inch	Net Weight Lbs/Mft
HW203 00601	6	7	115	.43	60	.63	286
HW203 00401	4	7	115	.50	60	.71	350
HW203 00201	2	7	115	.56	60	.77	460
HW203 00101	1	19	115	.60	60	.81	565
HW203 10101	1/0	19	115	.64	60	.84	620
HW203 20101	2/0	19	115	.68	80	.93	755
HW203 30101	3/0	19	115	.73	80	.99	890
HW203 40101	4/0	19	115	.79	80	1.04	1055
HW203 25001	250	37	115	.85	80	1.09	1205
HW203 35001	350	37	115	.95	80	1.20	1570
HW203 50001	500	37	115	1.08	80	1.34	2115
HW203 75001	750	61	115	1.27	80	1.53	2995
HW203 10001	1000	61	115	1.42	80	1.68	3870

Application:

For use in power circuits up to 8KV when installed in open air, conduit, duct, cable tray when CT rated, or direct buried in earth, in wet and dry locations. Used for applications in chemical plants, refineries, steel mills, industrial plants, commercial buildings, utility substations and generating stations. UL approved for use at 105°C for continuous operation, 140°C for emergency overload conditions, and 250°C for short circuit conditions.

Conductor:

Compressed soft bare annealed copper per ASTM B-3, Class B stranding per ASTM B-8, with a semi-conducting conductor shield.

Insulation:

Ethylene propylene rubber (EPR) per ICEA S-97-682 with a semi-conducting insulation shield.

Shield:

Uncoated copper tape with a minimum 12.5% overlap per ICEA S-97-682.

Jacket:

Sunlight-resistant PVC per ICEA S-97-682 and UL Standard 1072.

Flame Tests:

- IEEE 383 70,000 BTU/hr flame test – CT-listed sizes 1/0AWG and larger

Additional Standards:

- ICEA S-93-639
- NEMA WC74
- AEIC CS8
- Federal Specification J-C-30B

Note:

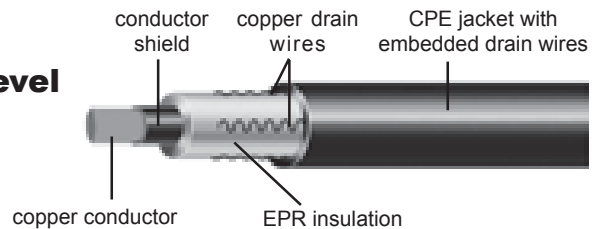
CT rating must be requested. CT ratings are available on sizes 1/0 AWG and larger.

Medium Voltage Power Cable

Specification
HW204

POWER CABLE – UNISHIELD®

5KV/8KV UL Type MV-105, 105°C
Single Conductor, Shielded
EPR Insulation, CPE Jacket
5KV 133%, 8KV 100% Insulation Level
Copper Conductor



Catalog No.	Size AWG/kcmil	No. of Strands	Conductor Diameter Inch	Insulation Thickness Mils	Insulation Diameter Inch	Drain Wire Size AWG	Jacket Thickness Mils	Overall Diameter Inch	Net Weight Lbs/Mft
HW204 00201	2	7	.27	115	.54	20	75	.71	411
HW204 10101	1/0	19	.34	115	.62	20	75	.79	563
HW204 20101	2/0	19	.38	115	.66	19	75	.89	675
HW204 40101	4/0	19	.48	115	.76	19	80	.94	961
HW204 25001	250	37	.53	115	.81	18	80	1.00	1122
HW204 35001	350	37	.62	115	.91	18	80	1.11	1476
HW204 50001	500	37	.74	115	1.03	17	85	1.24	2015
HW204 75001	750	61	.91	115	1.22	17	85	1.48	2893
HW204 10001	1000	61	1.06	115	1.38	16	100	1.61	3786

Medium Voltage Power Cable

Application:

For use in power circuits up to 8KV when installed in open air, conduit, duct, cable tray when CT rated, or direct buried in earth, in wet and dry locations. Used for critical applications in harsh and caustic environments in chemical plants, refineries, steel mills, industrial plants, commercial buildings, utility substations and generating stations. UL approved for use at 105°C for continuous operation, 140°C for emergency overload conditions, and 250°C for short circuit conditions.

Conductor:

Anapact™ soft bare annealed copper per ASTM B-3, Compact Class B stranding per ASTM B-8, with a semi-conducting conductor shield.

Insulation:

Ethylene propylene rubber (EPR) per ICEA S-97-682.

Shield:

Six (6) corrugated copper shield wires longitudinally embedded in an exterior semi-conducting CPE jacket per ICEA S-97-682.

Jacket:

Sunlight-resistant CPE per ICEA S-97-682 and UL Standard 1072.

Flame Tests:

- IEEE 383 70,000 BTU/hr flame test – CT-listed sizes 1/0AWG and larger

Additional Standards:

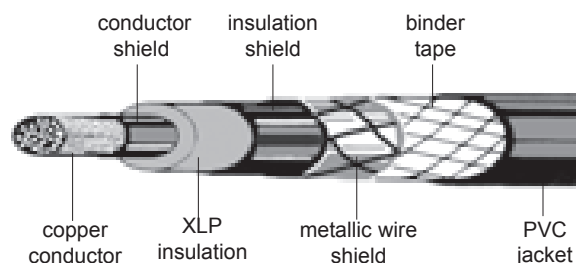
- ICEA S-93-639
- NEMA WC74
- AEIC CS8

Note:

CT rated on sizes 1/0 AWG and larger.

POWER CABLE

**15KV UL Type MV-90, 90°C
Single Conductor, Shielded
XLP Insulation, PVC Jacket
100% Insulation Level
Copper Conductor**



Catalog No.	Size AWG/kcmil	No. of Strands	Insulation Thickness Mils	Insulation Diameter Inch	Jacket Thickness Mils	Overall Diameter Inch	Net Weight Lbs/Mft
HW205 00201	2	7	175	.68	80	.98	515
HW205 00101	1	19	175	.72	80	1.02	595
HW205 10101	1/0	19	175	.76	80	1.06	680
HW205 20101	2/0	19	175	.81	80	1.10	785
HW205 30101	3/0	19	175	.86	80	1.15	915
HW205 40101	4/0	19	175	.91	80	1.20	1085
HW205 25001	250	37	175	.97	80	1.27	1235
HW205 35001	350	37	175	1.07	80	1.40	1615
HW205 50001	500	37	175	1.20	80	1.53	2130
HW205 75001	750	61	175	1.40	110	1.78	3120
HW205 10001	1000	61	175	1.54	110	1.93	3965

Application:

For use in power circuits up to 15KV when installed in open air, conduit, duct, or direct buried in earth, in wet and dry locations. Used for applications in chemical plants, refineries, steel mills, industrial plants, commercial buildings, utility substations and generating stations. UL approved for use at 90°C for continuous operation, 130°C for emergency overload conditions, and 250°C for short circuit conditions.

Conductor:

Compressed soft bare annealed copper per ASTM B-3, Class B stranding per ASTM B-8, with a semi-conducting conductor shield.

Insulation:

Cross-linked polyethylene (XLP) per ICEA S-97-682 with a semi-conducting insulation shield.

Shield:

Shielding wires to meet ICEA standards.

Jacket:

Sunlight-resistant PVC per ICEA S-97-682 and UL Standard 1072.

Additional Standards:

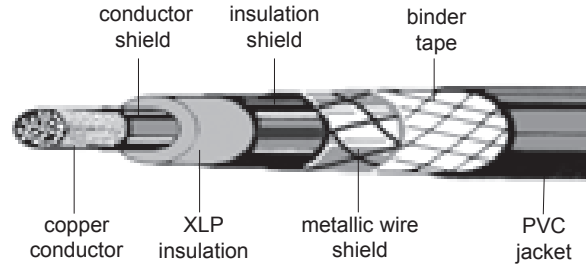
- ICEA S-93-639
- NEMA WC74
- AEIC CS8
- Federal Specification J-C-30B

Medium Voltage Power Cable

Specification
HW206

POWER CABLE

**15KV UL Type MV-90, 90°C
Single Conductor, Shielded
XLP Insulation, PVC Jacket
133% Insulation Level
Copper Conductor**



Catalog No.	Size AWG/kcmil	No. of Strands	Insulation Thickness Mils	Insulation Diameter Inch	Jacket Thickness Mils	Overall Diameter Inch	Net Weight Lbs/Mft
HW206 00201	2	7	220	.77	80	1.07	585
HW206 00101	1	19	220	.81	80	1.11	660
HW206 10101	1/0	19	220	.85	80	1.15	750
HW206 20101	2/0	19	220	.90	80	1.20	855
HW206 30101	3/0	19	220	.95	80	1.25	990
HW206 40101	4/0	19	220	1.00	80	1.31	1155
HW206 25001	250	37	220	1.06	80	1.39	1335
HW206 35001	350	37	220	1.17	80	1.49	1705
HW206 50001	500	37	220	1.29	80	1.62	2230
HW206 75001	750	61	220	1.48	110	1.87	3235
HW206 10001	1000	61	220	1.63	110	2.04	4120

Medium Voltage Power Cable

Application:

For use in power circuits up to 15KV when installed in open air, conduit, duct, or direct buried in earth, in wet and dry locations. Used for applications in chemical plants, refineries, steel mills, industrial plants, commercial buildings, utility substations and generating stations. UL approved for use at 90°C for continuous operation, 130°C for emergency overload conditions, and 250°C for short circuit conditions.

Conductor:

Compressed soft bare annealed copper per ASTM B-3, Class B stranding per ASTM B-8, with a semi-conducting conductor shield.

Insulation:

Cross-linked polyethylene (XLP) per ICEA S-97-682 with a semi-conducting insulation shield.

Shield:

Shielding wires to meet ICEA standards.

Jacket:

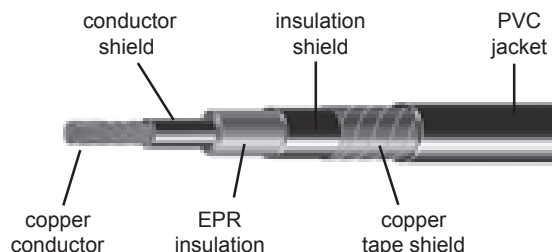
Sunlight-resistant PVC per ICEA S-97-682 and UL Standard 1072.

Additional Standards:

- ICEA S-93-639
- NEMA WC74
- AEIC CS8
- Federal Specification J-C-30B

POWER CABLE

**15KV UL Type MV-105, 105°C
Single Conductor, Shielded
EPR Insulation, PVC Jacket
100% Insulation Level
Copper Conductor**



Catalog No.	Size AWG/kcmil	No. of Strands	Insulation Thickness Mils	Insulation Diameter Inch	Jacket Thickness Mils	Overall Diameter Inch	Net Weight Lbs/Mft
HW207 00201	2	7	175	.68	80	.93	590
HW207 00101	1	19	175	.72	80	.97	680
HW207 10101	1/0	19	175	.76	80	1.02	770
HW207 20101	2/0	19	175	.81	80	1.07	890
HW207 30101	3/0	19	175	.86	80	1.12	1030
HW207 40101	4/0	19	175	.91	80	1.16	1220
HW207 25001	250	37	175	.97	80	1.21	1370
HW207 35001	350	37	175	1.07	80	1.34	1730
HW207 50001	500	37	175	1.20	80	1.47	2340
HW207 75001	750	61	175	1.40	80	1.66	3210
HW207 10001	1000	61	175	1.54	110	1.88	4210

Application:

For use in power circuits up to 15KV when installed in open air, conduit, duct, cable tray when CT rated, or direct buried in earth, in wet and dry locations. Used for applications in chemical plants, refineries, steel mills, industrial plants, commercial buildings, utility substations and generating stations. UL approved for use at 105°C for continuous operation, 140°C for emergency overload conditions, and 250°C for short circuit conditions.

Conductor:

Compressed soft bare annealed copper per ASTM B-3, Class B stranding per ASTM B-8, with a semi-conducting conductor shield.

Insulation:

Ethylene propylene rubber (EPR) per ICEA S-97-682 with a semi-conducting insulation shield.

Shield:

Uncoated copper tape with a minimum 12.5% overlap per ICEA S-97-682.

Jacket:

Sunlight-resistant PVC per ICEA S-97-682 and UL Standard 1072.

Flame Tests:

IEEE 383 70,000 BTU/hr flame test – CT-listed sizes 1/0 AWG and larger.

Additional Standards:

- ICEA S-93-639
- NEMA WC74
- AEIC CS8
- Federal Specification J-C-30B

Note:

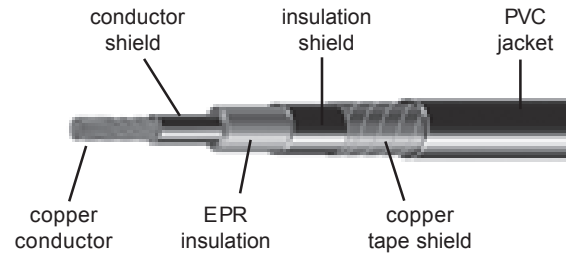
CT rating must be requested. CT ratings are available on sizes 1/0 AWG and larger.

Medium Voltage Power Cable

**Specification
HW208**

POWER CABLE

**15KV UL Type MV-105, 105°C
Single Conductor, Shielded
EPR Insulation, PVC Jacket
133% Insulation Level
Copper Conductor**



Catalog No.	Size AWG/kcmil	No. of Strands	Insulation Thickness Mils	Insulation Diameter Inch	Jacket Thickness Mils	Overall Diameter Inch	Net Weight Lbs/Mft
HW208 00201	2	7	220	.77	80	1.02	685
HW208 00101	1	19	220	.81	80	1.06	760
HW208 10101	1/0	19	220	.85	80	1.10	840
HW208 20101	2/0	19	220	.89	80	1.14	955
HW208 30101	3/0	19	220	.95	80	1.19	1115
HW208 40101	4/0	19	220	1.00	80	1.25	1275
HW208 25001	250	37	220	1.06	80	1.33	1465
HW208 35001	350	37	220	1.16	80	1.43	1840
HW208 50001	500	37	220	1.29	80	1.56	2395
HW208 75001	750	61	220	1.48	110	1.81	3415
HW208 10001	1000	61	220	1.63	110	1.98	4435

Medium Voltage Power Cable

Application:

For use in power circuits up to 15KV when installed in open air, conduit, duct, cable tray when CT rated, or direct buried in earth, in wet and dry locations. Used for applications in chemical plants, refineries, steel mills, industrial plants, commercial buildings, utility substations and generating stations. UL approved for use at 105°C for continuous operation, 140°C for emergency overload conditions, and 250°C for short circuit conditions.

Conductor:

Compressed soft bare annealed copper per ASTM B-3, Class B stranding per ASTM B-8, with a semi-conducting conductor shield.

Insulation:

Ethylene propylene rubber (EPR) per ICEA S-97-682 with a semi-conducting insulation shield.

Shield:

Uncoated copper tape with a minimum 12.5% overlap per ICEA S-97-682.

Jacket:

Sunlight-resistant PVC per ICEA S-97-682 and UL Standard 1072.

Flame Tests:

IEEE 383 70,000 BTU/hr flame test – CT-listed sizes 1/0 AWG and larger.

Additional Standards:

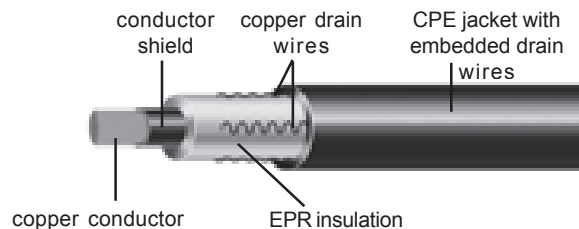
- ICEA S-93-639
- NEMA WC74
- AEIC CS8
- Federal Specification J-C-30B

Note:

CT rating must be requested. CT ratings are available on sizes 1/0 AWG and larger.

POWER CABLE – UNISHIELD®

**15KV UL Type MV-105, 105°C
Single Conductor, Shielded
EPR Insulation, CPE Jacket
15KV 100% Insulation Level
Copper Conductor**



Catalog No.	Size AWG/kcmil	No. of Strands	Conductor Diameter Inch	Insulation Thickness Mils	Insulation Diameter Inch	Drain Wire Size AWG	Jacket Thickness Mils	Overall Diameter Inch	Net Weight Lbs/Mft
HW209 00201	2	7	.27	175	.66	19	80	.84	501
HW209 10101	1/0	19	.34	175	.74	19	80	.92	661
HW209 20101	2/0	19	.38	175	.78	19	80	.99	769
HW209 40101	4/0	19	.48	175	.88	18	80	1.07	1079
HW209 25001	250	37	.52	175	.94	18	80	1.12	1232
HW209 35001	350	37	.62	175	1.03	17	85	1.23	1613
HW209 50001	500	37	.74	175	1.16	17	85	1.36	2149
HW209 75001	750	61	.91	175	1.34	16	100	1.56	3064
HW209 10001	1000	61	1.06	175	1.50	16	100	1.72	3936

Application:

For use in power circuits up to 15KV when installed in open air, conduit, duct, cable tray when CT rated, or direct buried in earth, in wet and dry locations. Used for critical applications in harsh and caustic environments in chemical plants, refineries, steel mills, industrial plants, commercial buildings, utility substations and generating stations. UL approved for use at 105°C for continuous operation, 140°C for emergency overload conditions, and 250°C for short circuit conditions.

Conductor:

Anapact™ soft bare annealed copper per ASTM B-3, Compact Class B stranding per ASTM B-8, with a semi-conducting conductor shield.

Insulation:

Ethylene propylene rubber (EPR) per ICEA S-97-682.

Shield:

Six (6) corrugated copper shield wires longitudinally embedded in an exterior semi-conducting CPE jacket per ICEA S-97-682.

Jacket:

Sunlight-resistant CPE per ICEA S-97-682 and UL Standard 1072.

Flame Tests:

- IEEE 383 70,000 BTU/hr flame test – CT-listed sizes 1/0AWG and larger

Additional Standards:

- ICEA S-93-639
- NEMA WC74
- AEIC CS8

Note:

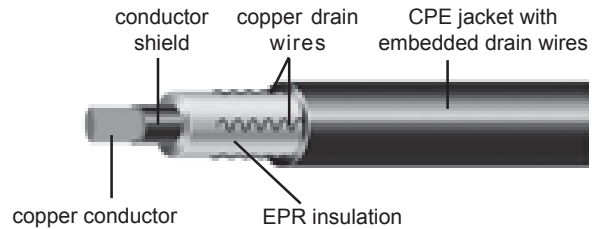
CT rated on sizes 1/0 AWG and larger.

Medium Voltage Power Cable

Specification
HW210

POWER CABLE UNISHIELD®

**15KV UL Type MV-105, 105°C
Single Conductor, Shielded
EPR Insulation, CPE Jacket
133% Insulation Level
Copper Conductor**



Catalog No.	Size AWG/kcmil	No. of Strands	Conductor Diameter Inch	Insulation Thickness Mils	Insulation Diameter Inch	Drain Wire Size AWG	Jacket Thickness Mils	Overall Diameter Inch	Net Weight Lbs/Mft
HW210 00201	2	7	.27	220	.76	19	80	.94	574
HW210 10101	1/0	19	.34	220	.83	18	80	1.02	753
HW210 20101	2/0	19	.38	220	.87	18	80	1.07	867
HW210 40101	4/0	19	.48	220	.97	18	80	1.17	1171
HW210 25001	250	37	.53	220	1.03	17	85	1.24	1349
HW210 35001	350	37	.62	220	1.12	17	85	1.33	1720
HW210 50001	500	37	.72	220	1.25	17	85	1.46	2267
HW210 75001	750	61	.91	220	1.43	16	100	1.67	3216
HW210 10001	1000	61	1.06	220	1.59	15	115	1.86	4164

Medium Voltage Power Cable

Application:

For use in power circuits up to 15KV when installed in open air, conduit, duct, cable tray when CT rated, or direct buried in earth, in wet and dry locations. Used for critical applications in harsh and caustic environments in chemical plants, refineries, steel mills, industrial plants, commercial buildings, utility substations and generating stations. UL approved for use at 105°C for continuous operation, 140°C for emergency overload conditions, and 250°C for short circuit conditions.

Conductor:

Anapact™ soft bare annealed copper per ASTM B-3, Compact Class B stranding per ASTM B-8, with a semi-conducting conductor shield.

Insulation:

Ethylene propylene rubber (EPR) per ICEA S-97-682.

Shield:

Six (6) corrugated copper shield wires longitudinally embedded in an exterior semi-conducting CPE jacket per ICEA S-97-682.

Jacket:

Sunlight-resistant CPE per ICEA S-97-682 and UL Standard 1072.

Flame Tests:

- IEEE 383 70,000 BTU/hr flame test – CT-listed sizes 1/0AWG and larger

Additional Standards:

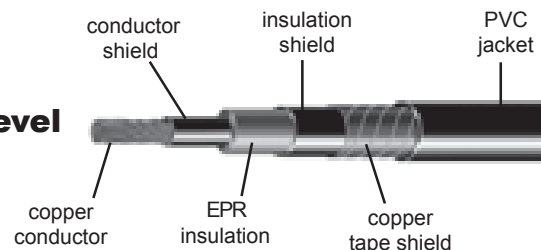
- ICEA S-93-639
- NEMA WC74
- AEIC CS8

Note:

CT rated on sizes 1/0 AWG and larger.

POWER CABLE

**25KV/35KV UL Type MV-105, 105°C
Single Conductor, Shielded
EPR Insulation, PVC Jacket
25KV 133%, 35KV 100% Insulation Level
Copper Conductor**



Catalog No.	Size AWG/kcmil	No. of Strands	Insulation Thickness Mils	Insulation Diameter Inch	Jacket Thickness Mils	Overall Diameter Inch	Net Weight Lbs/Mft
HW211 10101	1/0	19	345	1.11	80	1.39	1160
HW211 20101	2/0	19	345	1.15	80	1.44	1290
HW211 30101	3/0	19	345	1.20	80	1.49	1445
HW211 40101	4/0	19	345	1.26	80	1.53	1635
HW211 25001	250	37	345	1.34	80	1.59	1805
HW211 35001	350	37	345	1.43	80	1.69	2205
HW211 50001	500	37	345	1.56	110	1.90	2920
HW211 75001	750	61	345	1.75	110	2.09	3895
HW211 10001	1000	61	345	1.90	110	2.24	4840

Application:

For use in power circuits up to 35KV when installed in open air, conduit, duct, cable tray when CT rated, or direct buried in earth, in wet and dry locations. Used for applications in chemical plants, refineries, steel mills, industrial plants, commercial buildings, utility substations and generating stations. UL approved for use at 105°C for continuous operation, 140°C for emergency overload conditions, and 250°C for short circuit conditions.

Conductor:

Compressed soft bare annealed copper per ASTM B-3, Compact Class B stranding per ASTM B-8, with a semi-conducting conductor shield.

Insulation:

Ethylene propylene rubber (EPR) per ICEA S-97-682.

Shield:

Uncoated copper tape with a minimum 12.5% overlap per ICEA S-97-682.

Jacket:

Sunlight-resistant PVC per ICEA S-97-682 and UL Standard 1072.

Flame Tests:

IEEE 383 70,000 BTU/hr flame test – CT-listed sizes 1/0AWG and larger.

Additional Standards:

- ICEA S-93-639
- NEMA WC74
- AEIC CS8
- Federal Specification J-C-30B

Note:

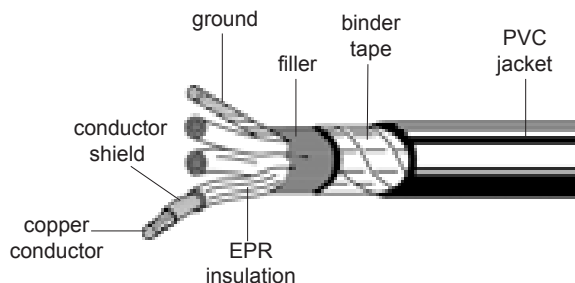
CT rating must be requested. CT ratings are available on sizes 1/0AWG and larger.

Medium Voltage Power Cable

**Specification
HW212**

POWER CABLE

**2.4KV UL Type MV-105, 105°C
Three Conductor, Non Shielded
EPR Insulation, PVC Jacket
2.4KV Insulation Level
Copper Conductor**



Catalog No.	Size AWG/kcmil	No. of Strands	Insulation Thickness Mils	Insulation Diameter Inch	Jacket Thickness Mils	Copper Grounding Conductor AWG	Overall Diameter Inch	Net Weight Lbs/Mft	Explosion Proof Connector UN
HW212 00603	6	7	115	.45	80	6	1.16	795	424UN05
HW212 00403	4	7	115	.50	80	6	1.26	1010	424UN06
HW212 00203	2	7	115	.56	80	6	1.39	1305	424UN06
HW212 00103	1	19	115	.60	80	4	1.48	1600	424UN06
HW212 10103	1/0	19	115	.64	80	4	1.56	1890	424UN06
HW212 20103	2/0	19	115	.68	80	4	1.66	2150	424UN07
HW212 30103	3/0	19	115	.73	110	3	1.83	2650	424UN07
HW212 40103	4/0	19	115	.79	110	3	1.95	3220	424UN07
HW212 25003	250	37	115	.84	110	3	2.07	3830	424UN07
HW212 35003	350	37	115	.95	110	2	2.30	4965	424UN08
HW212 50003	500	37	115	1.08	110	1	2.58	6610	424UN09
HW212 75003	750	61	115	1.27	140	1/0	3.05	9490	- - -

Medium Voltage Power Cable

Application: For use in primary power and distribution circuits up to 2.4KV when installed in open air, conduit, duct, cable tray when CT rated, or direct buried in earth, in wet and dry locations. Used for applications in chemical plants, refineries, steel mills, industrial plants, commercial buildings, utility substations and generating stations where shielding is not required.

Conductor: Compressed soft bare annealed copper per ASTM B-3, Class B stranding per ASTM B-8, with a semi-conducting conductor shield.

Insulation: Ethylene propylene rubber (EPR) per ICEA standards.

Grounding Conductor: Compressed soft bare annealed copper per ASTM B-3, Class B stranding per ASTM B-8 sized in accordance to UL Standard 1072.

Jacket: Sunlight-resistant PVC per ICEA Standards and UL Standard 1072.

Flame Tests: UL and IEEE 383 70,000 BTU/hr flame test – CT-listed sizes 1/0AWG and larger.

Color Code: ICEA Method 4

Additional Standards:

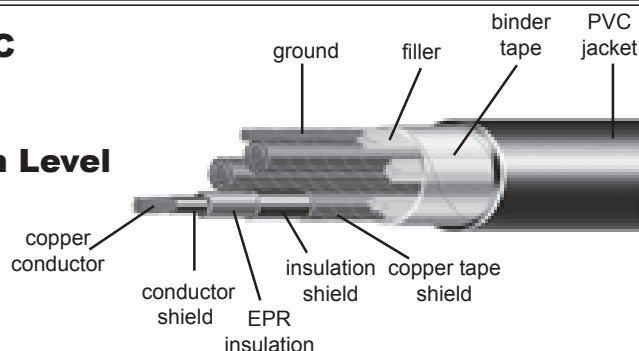
- ICEA S-96-659
- NEMA WC71

Connectors: Explosion Proof, Class I, Division 2: 424UN series – aluminum exterior components, nickel-plated brass interior components

Note: CT rating must be requested. CT ratings are available on all sizes.

POWER CABLE

**5KV/8KV UL Type MV-105, 105°C
Three Conductor, Shielded
EPR Insulation, PVC Jacket
5KV 133%, 8KV 100% Insulation Level
Copper Conductor**



Catalog No.	Size AWG/kcmil	No. of Strands	Insulation Thickness Mils	Insulation Diameter Inch	Jacket Thickness Mils	Copper Grounding Conductor AWG	Overall Diameter Inch	Net Weight Lbs/Mft	Explosion Proof Connector UN
HW213 00603	6	7	115	.47	80	6	1.38	1052	424UN05
HW213 00403	4	7	115	.52	80	6	1.48	1265	424UN06
HW213 00203	2	7	115	.57	80	6	1.61	1608	424UN06
HW213 00103	1	19	115	.61	110	4	1.75	1989	424UN06
HW213 10103	1/0	19	115	.65	110	4	1.84	2257	424UN07
HW213 20103	2/0	19	115	.70	110	4	1.93	2609	424UN07
HW213 30103	3/0	19	115	.75	110	3	2.04	3073	424UN07
HW213 40103	4/0	19	115	.80	110	3	2.16	3598	424UN08
HW213 25003	250	37	115	.86	110	3	2.30	4094	424UN08
HW213 35003	350	37	115	.96	110	2	2.52	5288	424UN08
HW213 50003	500	37	115	1.09	140	1	2.89	7256	424UN09
HW213 75003	750	61	115	1.28	140	1/0	3.77	10128	---

Application: For use in primary power and distribution circuits up to 8KV when installed in open air, conduit, duct, cable tray when CT rated, or direct buried in earth, in wet and dry locations. Used for applications in chemical plants, refineries, steel mills, industrial plants, commercial buildings, utility substations and generating stations. UL approved for use at 105°C for continuous operation, 140°C for emergency overload conditions, and 250°C for short circuit conditions.

Conductor: Compressed soft bare annealed copper per ASTM B-3, Class B stranding per ASTM B-8, with a semi-conducting conductor shield.

Insulation: Ethylene propylene rubber (EPR) per ICEA S-97-682 with a semi-conducting insulation shield.

Shield: Uncoated copper tape with a minimum 12.5% overlap per ICEA S-97-682.

Grounding Conductor: Compressed soft bare annealed copper per ASTM B-3, Class B stranding per ASTM B-8 sized in accordance to UL Standard 1072.

Jacket: Sunlight-resistant PVC per ICEA S-97-682 and UL Standard 1072.

Flame Tests: UL and IEEE 383 70,000 BTU/hr flame test – CT - listed sizes 1/0AWG and larger.

Color Code: ICEA Method 4

Additional Standards:

- ICEA S-93-639
- NEMA WC74
- AEIC CS8
- Federal Specification J-C-30B

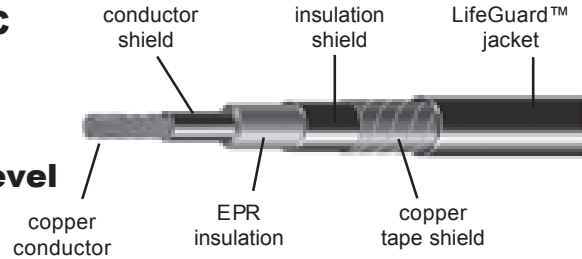
Connectors: Explosion Proof, Class I, Division 2: 424UN series – aluminum exterior components, nickel-plated brass interior components

Medium Voltage Power Cable

Specification
HW220

POWER CABLE

5KV/8KV UL Type MV-105-LS, 105°C
Single Conductor, Shielded
EPR Insulation
Low Smoke Zero Halogen Jacket
5KV 133%, 8KV 100% Insulation Level
Copper Conductor



Catalog No.	Size AWG/kcmil	Number of Strands	Insulation Thickness Mils	Insulation Diameter Inch	Jacket Thickness Mils	Overall Diameter Inch	Net Weight Lbs/Mft
HW220 00601	6	7	115	.43	60	.63	286
HW220 00401	4	7	115	.50	60	.71	350
HW220 00201	2	7	115	.56	60	.77	460
HW220 00101	1	19	115	.60	60	.81	565
HW220 10101	1/0	19	115	.64	60	.84	620
HW220 20101	2/0	19	115	.68	80	.93	755
HW220 30101	3/0	19	115	.73	80	.99	890
HW220 40101	4/0	19	115	.79	80	1.04	1055
HW220 25001	250	37	115	.85	80	1.09	1205
HW220 35001	350	37	115	.95	80	1.20	1570
HW220 50001	500	37	115	1.08	80	1.34	2115
HW220 75001	750	61	115	1.27	80	1.53	2995
HW220 10001	1000	61	115	1.42	80	1.68	3870

Medium Voltage Power Cable

Application:

LifeGuard™ Low Smoke Zero Halogen cable is for use in power circuits in chemical plants, refineries, steel mills, industrial plants, commercial buildings, utility substations and generating stations. It may be installed in open air, conduit, duct, cable tray when CT rated, or direct buried in earth, in wet and dry locations. It is highly flame retardant, produces very small amounts of smoke when burned and contains no halogens. LifeGuard™ cable is ideal for applications where a high degree of safety and equipment protection is required.

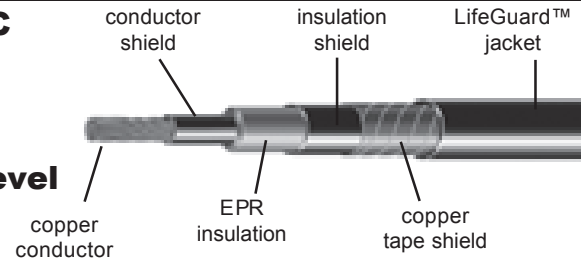
It is UL approved for use at 105°C for continuous operation, 140°C for emergency overload conditions, and 250°C for short circuit conditions.

Product Features:

- Cable tray rated on sizes 1/0 AWG and larger
- Sunlight-resistant
- Approved for direct burial
- Very low smoke production when burned
- LifeGuard™ jacket produces zero halogens during fire – less toxic and corrosive
- LifeGuard™ jacket is environmentally safe – lead, sulfur and halogen free
- Highly chemical resistant
- Very flame retardant
- Burns to an ash – does not exhibit thermoplastic drip
- Excellent compression and impact resistance
- Superior tensile strength and abrasion resistance
- Flexible jacket with low coefficient of friction

POWER CABLE

5KV/8KV UL Type MV-105-LS, 105°C
Single Conductor, Shielded
EPR Insulation
Low Smoke Zero Halogen Jacket
5KV 133%, 8KV 100% Insulation Level
Copper Conductor



Conductor:

Compressed soft annealed copper per ASTM B-3, Class B stranding per ASTM B-8, with a semi-conducting conductor shield.

Insulation:

Ethylene propylene rubber (EPR) per ICEA S-97-682 Type III with a semi-conducting insulation shield.

Shield:

Uncoated copper tape with a 25% overlap per ICEA S-97-682.

Jacket:

Sunlight-resistant and flame-retardant, Low Smoke Zero Halogen polyolefin per UL Standard 1072 and ICEA T-33-655-1994 Section 5-4.

Flame Tests:

- CT listed sizes 1/0AWG and larger
 - IEEE 383 70,000 BTU/hr flame test
 - IEEE 1202 70,000 BTU/hr flame test

Additional Standards:

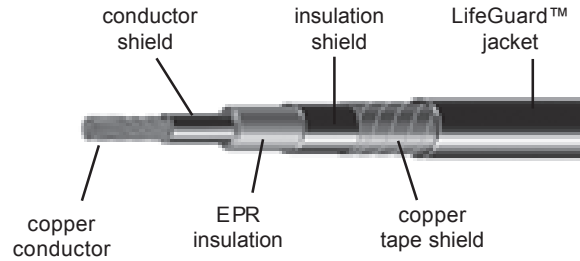
- UL 1685
- AEIC C5-8

Medium Voltage Power Cable

Specification
HW221

POWER CABLE

8KV UL Type MV-105-LS, 105°C
Single Conductor, Shielded
EPR Insulation
Low Smoke Zero Halogen Jacket
133% Insulation Level
Copper Conductor



Catalog No.	Size AWG/kcmil	Number of Strands	Insulation Thickness Mils	Insulation Diameter .Inch	Jacket Thickness Mils	Overall Diameter Inch	Net Weight Lbs/Mft
HW221 00201	2	7	140	.813	60	.81	512
HW221 10101	1/0	19	140	.920	80	.93	711
HW221 20101	2/0	19	140	.960	80	.98	822
HW221 40101	4/0	19	140	1.065	80	1.09	1136
HW221 35001	350	37	140	1.225	80	1.25	1669
HW221 50001	500	37	140	1.350	80	1.39	2211

Application:

LifeGuard™ Low Smoke Zero Halogen cable is for use in power circuits in chemical plants, refineries, steel mills, industrial plants, commercial buildings, utility substations and generating stations. It may be installed in open air, conduit, duct, cable tray when CT rated, or direct buried in earth, in wet and dry locations. It is highly flame retardant, produces very small amounts of smoke when burned and contains no halogens. LifeGuard™ cable is ideal for applications where a high degree of safety and equipment protection is required.

It is UL approved for use at 105°C for continuous operation, 140°C for emergency overload conditions, and 250°C for short circuit conditions.

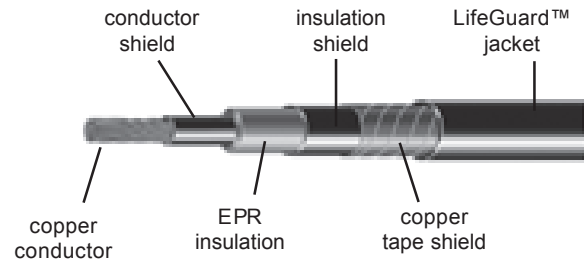
Product Features:

- Cable tray rated on sizes 1/0 AWG and larger
- Sunlight-resistant
- Approved for direct burial
- Very low smoke production when burned
- LifeGuard™ jacket produces zero halogens during fire – less toxic and corrosive
- LifeGuard™ jacket is environmentally safe – lead, sulfur and halogen free
- Highly chemical resistant
- Very flame retardant
- Burns to an ash – does not exhibit thermoplastic drip
- Excellent compression and impact resistance
- Superior tensile strength and abrasion resistance
- Flexible jacket with low coefficient of friction

Medium Voltage Power Cable

POWER CABLE

8KV UL Type MV-105-LS, 105°C
Single Conductor, Shielded
EPR Insulation
Low Smoke Zero Halogen Jacket
133% Insulation Level
Copper Conductor



Conductor:

Compressed soft annealed copper per ASTM B-3, Class B stranding per ASTM B-8, with a semi-conducting conductor shield.

Insulation:

Ethylene propylene rubber (EPR) per ICEA S-97-682 Type III with a semi-conducting insulation shield.

Shield:

Uncoated copper tape with a 25% overlap per ICEA S-97-682.

Jacket:

Sunlight-resistant and flame-retardant, Low Smoke Zero Halogen polyolefin per UL Standard 1072 and ICEA T-33-655-1994 Section 5-4.

Flame Tests:

- CT listed sizes 1/0AWG and larger
 - IEEE 383 70,000 BTU/hr flame test
 - IEEE 1202 70,000 BTU/hr flame test

Additional Standards:

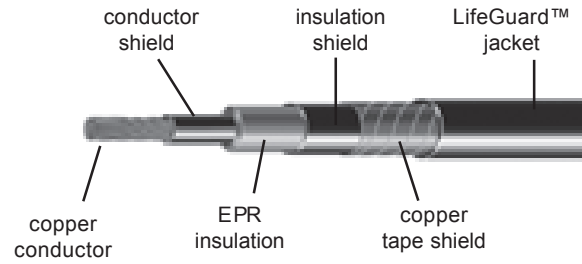
- UL 1685
- AEIC C5-8

Medium Voltage Power Cable

Specification
HW222

POWER CABLE

15KV UL Type MV-105-LS, 105°C
Single Conductor, Shielded
EPR Insulation
Low Smoke Zero Halogen Jacket
133% Insulation Level
Copper Conductor



Catalog No.	Size AWG/kcmil	Number of Strands	Insulation Thickness Mils	Insulation Diameter Inch	Jacket Thickness Mils	Overall Diameter Inch	Net Weight Lbs/Mft
HW222 00201	2	7	220	.77	80	1.02	685
HW222 00101	1	19	220	.81	80	1.06	760
HW222 10101	1/0	19	220	.85	80	1.10	840
HW222 20101	2/0	19	220	.89	80	1.14	955
HW222 30101	3/0	19	220	.95	80	1.19	1115
HW222 40101	4/0	19	220	1.00	80	1.25	1275
HW222 25001	250	37	220	1.06	80	1.33	1465
HW222 35001	350	37	220	1.16	80	1.43	1840
HW222 50001	500	37	220	1.29	80	1.56	2395
HW222 75001	750	61	220	1.48	110	1.81	3415
HW222 10001	1000	61	220	1.63	110	1.98	4435

Medium Voltage Power Cable

Application:

LifeGuard™ Low Smoke Zero Halogen cable is for use in power circuits in chemical plants, refineries, steel mills, industrial plants, commercial buildings, utility substations and generating stations. It may be installed in open air, conduit, duct, cable tray when CT rated, or direct buried in earth, in wet and dry locations. It is highly flame retardant, produces very small amounts of smoke when burned and contains no halogens. LifeGuard™ cable is ideal for applications where a high degree of safety and equipment protection is required.

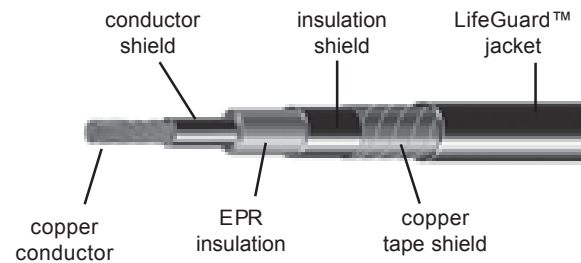
It is UL approved for use at 105°C for continuous operation, 140°C for emergency overload conditions, and 250°C for short circuit conditions.

Product Features:

- Cable tray rated on sizes 1/0 AWG and larger
- Sunlight-resistant
- Approved for direct burial
- Very low smoke production when burned
- LifeGuard™ jacket produces zero halogens during fire – less toxic and corrosive
- LifeGuard™ jacket is environmentally safe – lead, sulfur and halogen free
- Highly chemical resistant
- Very flame retardant
- Burns to an ash – does not exhibit thermoplastic drip
- Excellent compression and impact resistance
- Superior tensile strength and abrasion resistance
- Flexible jacket with low coefficient of friction

POWER CABLE

**15KV UL Type MV-105-LS, 105°C
Single Conductor, Shielded
EPR Insulation
Low Smoke Zero Halogen Jacket
133% Insulation Level
Copper Conductor**



Conductor:

Compressed soft annealed copper per ASTM B-3, Class B stranding per ASTM B-8, with a semi-conducting conductor shield.

Insulation:

Ethylene propylene rubber (EPR) per ICEA S-97-682 Type III with a semi-conducting insulation shield.

Shield:

Uncoated copper tape with a 25% overlap per ICEA S-97-682.

Jacket:

Sunlight-resistant and flame-retardant, Low Smoke Zero Halogen polyolefin per UL Standard 1072 and ICEA T-33-655-1994 Section 5-4.

Flame Tests:

- CT listed sizes 1/0AWG and larger
 - IEEE 383 70,000 BTU/hr flame test
 - IEEE 1202 70,000 BTU/hr flame test

Additional Standards:

- UL 1685
- AEIC C5-8

Medium Voltage Power Cable

