
Section B

Lead and High Temperature Cable

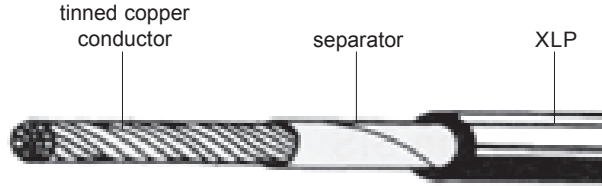
Lead and High Temperature Cable

<u>Description</u>	<u>Type</u>	<u>Temperature</u>	<u>Specification</u>	<u>Page</u>
Switchboard Wire	SIS	90°C	HW050	12
Switchboard Wire, Flexible Strand	SIS	90°C	HW051	13
Switchboard Wire, Flexible Strand VW-1	SIS	90°C	HW052	14
Motor Lead, Appliance and Fixture Wire	SFF-2	150°C	HW053	15
Appliance and Fixture Wire	SF-2	200°C	HW054	16
Lead Wire and Power Cable	SRK	200°C	HW055	17
Industrial Power and Apparatus Wire	FEP®	200°C	HW056	18
Apparatus and Motor Lead Wire	TGGT	250°C	HW057	19
Appliance Wire	MGT	450°C / 538°C	HW058	20
Circuit Integrity Cable		450°C / 538°C	HW059	21

Specification
HW050

SWITCHBOARD WIRE

**600 Volt UL Type SIS 90°C
XLP Insulation
Tinned Copper Conductor**



Lead and High Temperature Cable

Catalog No.	Size AWG	No. of Strands	Insulation Thickness Mils	Overall Diameter Inch	Net Weight Lbs/Mft
HW050 01801	18	7	30	.11	10
HW050 01601	16	7	30	.12	14
HW050 01401	14	7	30	.14	19
HW050 01201	12	7	30	.15	27
HW050 01001	10	7	30	.18	42

Application:

For use in power and control circuits in switchboards, control panels and recognized raceways in applications not exceeding 600 volts. UL approved for NEC continuous operations at 75°C in wet locations and 90°C in dry locations.

Conductor:

Tin-coated, soft annealed copper per ASTM B-33, Class B stranding per ASTM B-8.

Insulation:

Cross-linked polyethylene (XLP) per UL Standard 44.

Flame Tests:

UL 44 horizontal flame test

Stock Colors:

Black, white, red, green, orange, blue and gray.

Additional Standards:

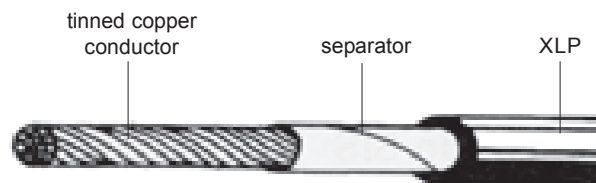
- 18 AWG — 16 AWG: UL AWM 3320

Note:

- Special colors available upon request

SWITCHBOARD WIRE

**600 Volt UL Type SIS 90°C
XLP Insulation
Flexible Strand
Tinned Copper Conductor**



Lead and High Temperature Cable

Catalog No.	Size AWG	No. of Strands	Insulation Thickness Mils	Overall Diameter Inch	Net Weight Lbs/Mft
HW051 01801	18	16	30	.11	10
HW051 01601	16	26	30	.12	14
HW051 01401	14	41	30	.14	19
HW051 01201	12	65	30	.15	27
HW051 01001	10	105	30	.18	42
HW051 00801	8	133	45	.27	72
HW051 00601	6	133	45	.30	105
HW051 00401	4	133	45	.36	152
HW051 00201	2	133	45	.43	240

Application:

For use in power and control circuits in switchboards, control panels and recognized raceways in applications not exceeding 600 volts. UL approved for NEC continuous operations at 75°C in wet locations and 90°C in dry locations.

Conductor:

Tin-coated, soft annealed copper per ASTM B-33, Class K stranding per ASTM B-174.

Insulation:

Cross-linked polyethylene (XLP) per UL Standard 44.

Flame Tests:

UL 44 horizontal flame test

Stock Colors:

Black, white, red, green, orange, blue and gray.

Additional Standards:

18 AWG — 16 AWG: UL AWM 3320

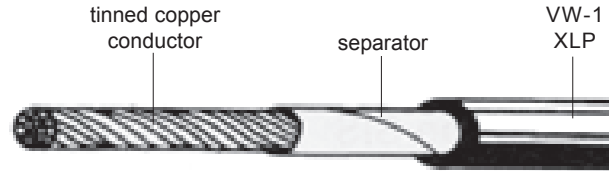
Note:

- 7 strand available upon request.
- Special colors available upon request.

Specification
HW052

SWITCHBOARD WIRE

**600 Volt UL Type SIS 90°C
XLP VW-1 Insulation
Flexible Strand
Tinned Copper Conductor**



Lead and High Temperature Cable

Catalog No.	Size AWG	No. of Strands	Insulation Thickness Mils	Overall Diameter Inch	Net Weight Lbs/Mft
HW052 01401	14	41	30	.14	19
HW052 01201	12	65	30	.15	27
HW052 01001	10	105	30	.18	42
HW052 00801	8	133	45	.27	72
HW052 00601	6	133	45	.30	105
HW052 00401	4	133	45	.36	152
HW052 00201	2	133	45	.43	240

Application:

For use in power and control circuits in switchboards, control panels and recognized raceways in applications not exceeding 600 volts. UL approved for NEC continuous operations at 75°C in wet locations and 90°C in dry locations.

Conductor:

- 18 AWG – 10 AWG: Tin-coated, soft bare annealed copper per ASTM B-33, Class K stranding per ASTM B-174.
- 8 AWG – 2 AWG: Tin-coated, soft bare annealed copper per ASTM B-33, Class H stranding per ASTM B-173.

Insulation:

Cross-linked polyethylene (XLP), rated VW-1 per UL Standard 44.

Flame Tests:

- VW-1 flame test
- UL 44 horizontal flame test

Stock Colors:

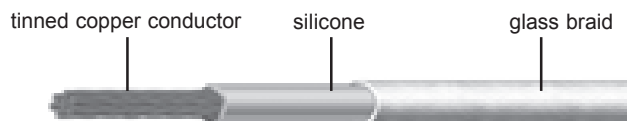
Black, white, red, green, orange, blue and gray.

Note:

- Special colors available upon request.
- 7 strand available upon request.

MOTOR LEAD, APPLIANCE & FIXTURE WIRE, SRG

**600 Volt UL Type SFF-2, CSA SEWF-2, 150°C
Silicone Rubber Insulation
Glass Braid Jacket
Flexible Strand
Tinned Copper Conductor**



Lead and High Temperature Cable

Catalog No.	Size AWG	No. of Strands	Insulation Thickness Mils	Jacket Thickness Mils	Overall Diameter Inch	Net Weight Lbs/Mft
HW053 01801	18	16	30	6	.12	12
HW053 01601	16	26	30	6	.13	16
HW053 01401	14	41	30	6	.15	22
HW053 01201	12	65	30	6	.16	32
HW053 01001	10	105	45	6	.23	62
HW053 00801	8	133	60	15	.31	90
HW053 00601	6	133	60	15	.36	140

Application:

For use in high and low temperature environments where moisture and abrasion resistance is required in internal wiring of appliances and electrical equipment, motor lead and fixture applications.

Conductor:

Tin-coated, soft annealed copper per ASTM B-33, Class K stranding per ASTM B-174.

Insulation:

Silicone rubber

Jacket:

Glass braid treated with a flame-, heat-, and moisture-resistant finish.

Flame Tests:

- VW-1 flame test
- FT-1 flame test

Stock Colors:

Black, white, red and green

Note:

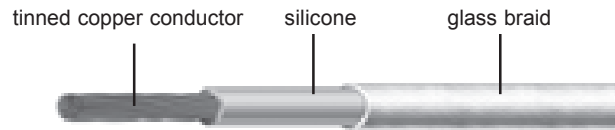
- 18 AWG – 10 AWG: CSA SFF-2
- 12 AWG – 6 AWG: CSA SEWF-2
- 8 AWG – 6 AWG: CSA AWM Styles

**Specification
HW054**

APPLIANCE & FIXTURE WIRE, SRG

600 Volt UL Type SF-2, CSA SEW-2, 200°C

**Silicone Rubber Insulation
Glass Braid Jacket
Tinned Copper Conductor**



Lead and High Temperature Cable

Catalog No.	Size AWG	No. of Strands	Insulation Thickness Mils	Jacket Thickness Mils	Overall Diameter Inch	Net Weight Lbs/Mft
HW054 01801	18	7	30	6	.12	12
HW054 01601	16	7	30	6	.13	16
HW054 01401	14	7	30	6	.14	22
HW054 01201	12	19	30	6	.17	32
HW054 01001	10	19	45	6	.23	62
HW054 00801	8	49	60	15	.31	90
HW054 00601	6	49	60	15	.36	140
HW055 00401	4	133	60	15	.46	190
HW055 00301	3	133	60	15	.50	226
HW055 00201	2	133	60	15	.54	270

Application:

For use in high and low temperature environments where moisture and abrasion resistance is required in internal wiring of appliances and electrical equipment, motor lead and fixture applications.

Conductor:

- 18 AWG – 10 AWG: Tin-coated, soft annealed copper per ASTM B-33, Class B stranding per ASTM B-8.
- 8 AWG – 6 AWG: Tin coated, soft annealed copper per ASTM B-33, Class G stranding per ASTM B-173.

Insulation:

Silicone rubber

Jacket:

Glass braid treated with a flame-, heat-, and moisture-resistant finish.

Flame Tests:

- VW-1 flame test
- FT-1 flame test

Stock Colors:

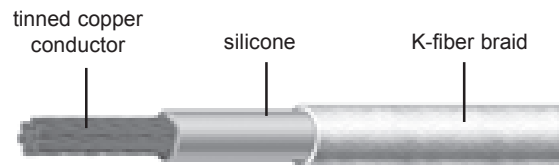
Black, white, red and green

Note:

- 18 AWG - 10 AWG: UL SF-2 (per NEC Table 4023)
- 8 AWG - 2 AWG: UL AWM Styles

LEAD WIRE & POWER CABLE, SRK

**600 Volt, Style 3410 200°C
Silicone Rubber Insulation
K-Fiber Braid Jacket
Flexible Strand
Tinned Copper Conductor**



Lead and High Temperature Cable

Catalog No.	Size AWG/kcmil	No. of Strands	Insulation Thickness Mils	Jacket Thickness Mils	Overall Diameter Inch	Net Weight Lbs/Mft
HW055 00101	1	259	80	30	.62	350
HW055 10101	1/0	259	80	30	.66	420
HW055 20101	2/0	259	80	30	.71	520
HW055 30101	3/0	259	80	30	.77	640
HW055 40101	4/0	259	80	30	.84	780
HW055 25001	250	427	95	30	.92	940
HW055 35001	350	427	95	30	1.03	1280
HW055 50001	500	427	95	30	1.19	1760
HW055 75001	750	427	110	50	1.40	2630

Application:

For use in high and low temperature environments where moisture and abrasion resistance is required in internal wiring of appliances and electrical equipment, motor lead and fixture applications.

Conductor:

Tin-coated, soft annealed copper per ASTM B-33, Class H stranding per ASTM B-173.

Insulation:

Silicone rubber

Jacket:

K-fiber braid treated with a flame-, heat-, moisture-, and abrasion-resistant finish.

Flame Tests:

VW-1 flame test

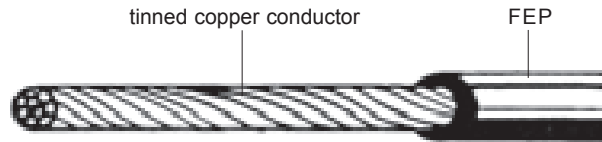
Stock Colors:

Black, white, red and green

**Specification
HW056**

INDUSTRIAL POWER & APPARATUS WIRE

**600 Volt UL 200°C
FEP Teflon® Insulation
Tinned Copper Conductor**



Lead and High Temperature Cable

Catalog No.	Size AWG	No. of Strands	Insulation Thickness Mils	Overall Diameter Inch	Net Weight Lbs/Mft
HW056 01601	16	7	20	.09	12
HW056 01401	14	7	20	.10	19
HW056 01201	12	19	20	.12	25
HW056 01001	10	37	20	.15	36
HW056 00801	8	49	30	.22	70
HW056 00601	6	49	30	.26	103
HW056 00401	4	133	30	.32	158
HW056 00201	2	133	30	.39	251

Application:

For use in power and control circuits in high temperature, caustic environments where durability, flexibility and resistance to moisture is required.

Conductor:

Tin-coated, soft annealed copper per ASTM B-33.

Insulation:

FEP Teflon®

Flame Tests:

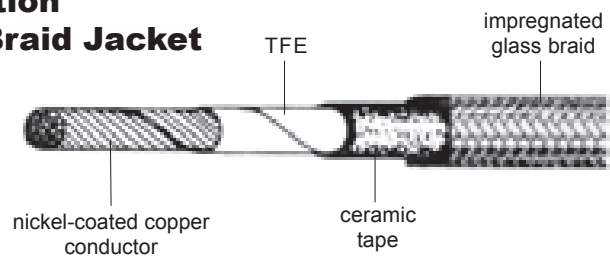
- VW-1 flame test
- FT-1 flame test

Stock Colors:

Black, white, red and green

APPARATUS & MOTOR LEAD WIRE, TGGT

**600 Volt UL 250°C
TFE Teflon® / Ceramic Tape Insulation
TFE Teflon® / Impregnated Glass Braid Jacket
Flexible Strand
Nickel-Coated Copper Conductor**



Lead and High Temperature Cable

Catalog No.	Size AWG	No. of Strands	Insulation Thickness Mils	Serve Thickness Mils	Jacket Thickness Mils	Overall Diameter Inch	Net Weight Lbs/Mft
HW057 01801	18	16	15	10	13	.11	13
HW057 01601	16	26	15	10	13	.12	18
HW057 01401	14	41	15	10	13	.14	24
HW057 01201	12	65	15	10	13	.16	34
HW057 01001	10	105	15	10	13	.19	51
HW057 00801	8	133	15	10	13	.23	65
HW057 00601	6	133	20	15	19	.29	114
HW057 00401	4	133	20	15	19	.34	168
HW057 00201	2	133	20	15	19	.41	246
HW057 10101	1/0	259	35	15	19	.51	392
HW057 20101	2/0	259	35	15	19	.57	490
HW057 40101	4/0	259	35	15	19	.69	746

Application:

For use in damp and dry high temperature environments for electronic equipment and appliances, and as internal wiring in commercial and industrial heating and cooking equipment.

Conductor:

- 18 AWG – 10 AWG: Nickel-plated, soft annealed copper per ASTM B-355, Class K stranding per ASTM B-174.
- 8 AWG – 4/0 AWG: Nickel-plated, soft annealed copper per ASTM B-355, Class H stranding per ASTM B-173.

Insulation:

TFE Teflon® / ceramic tape

Jacket:

TFE Teflon®-impregnated glass braid treated with a flame-, heat-, moisture-, and abrasion-resistant finish.

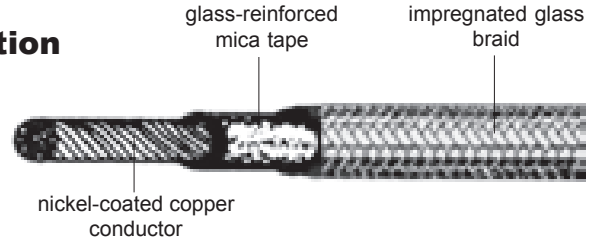
Flame Tests:

- VW-1 flame test
- FT-1 flame test

**Specification
HW058**

APPLIANCE WIRE, MGT

**600 Volt 450°C UL / 538°C Non-UL
Glass Reinforced Mica Tape Insulation
Impregnated Glass Braid Jacket
Flexible Strand
Nickel-Coated Copper Conductor**



Lead and High Temperature Cable

Catalog No.	Size AWG	No. of Strands	Insulation Thickness Mils	Jacket Thickness Mils	Overall Diameter Inch	Net Weight Lbs/Mft
HW058 01801	18	16	25	7	.11	12
HW058 01601	16	26	25	7	.12	16
HW058 01401	14	41	25	7	.13	22
HW058 01201	12	65	25	7	.15	31
HW058 01001	10	105	30	15	.20	53
HW058 00801	8	133	30	15	.25	76
HW058 00601	6	133	30	15	.29	111
HW058 00401	4	133	30	15	.35	166
HW058 00201	2	133	35	20	.45	260
HW058 00101	1	259	35	20	.52	325
HW058 10101	1/0	259	35	20	.57	400
HW058 20101	2/0	259	35	20	.56	490
HW058 30101	3/0	259	35	20	.63	623
HW058 40101	4/0	259	35	20	.70	762

Application:

For use in very high temperature environments for wiring in ovens or other high temperature equipment in applications up to 538°C. UL listed per UL Style 5107 for applications up to 450°C.

Conductor:

- 18 AWG – 10 AWG: 27% nickel-coated, soft annealed copper per ASTM B-355, Class K stranding per ASTM B-174.
- 8 AWG – 4/0 AWG: 27% nickel-coated, soft annealed copper per ASTM B-355, Class H stranding per ASTM B-173.

Insulation:

Glass-reinforced mica tapes

Jacket:

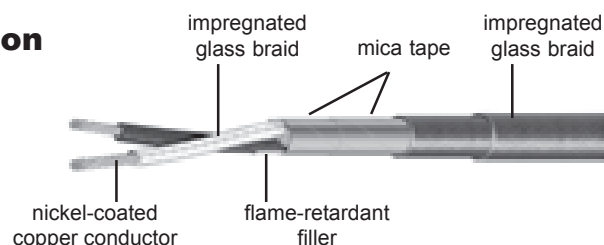
Impregnated glass braid treated with a flame-, heat-, moisture-, and abrasion-resistant finish.

Flame Tests:

- VW-1 flame test
- FT-1 flame test

CIRCUIT INTEGRITY CABLE

**600 Volt 450°C UL / 538°C Non-UL
Mica, Glass & TFE Teflon® Insulation
Impregnated Glass Braid Jacket
Flexible Strand
Nickel-Coated Copper Conductor**



Lead and High Temperature Cable

Catalog No.	Size AWG	No. of Conductors	No. of Strands	Insulation Thickness Mils	Jacket Thickness Mils	Overall Diameter Inch	Net Weight Lbs/Mft
HW059 02202	22	2	7	25	10	.25	32
HW059 02204	22	4	7	25	10	.29	52
HW059 02206	22	6	7	25	10	.35	79
HW059 02002	20	2	10	25	10	.27	40
HW059 02004	20	4	10	25	10	.31	65
HW059 02006	20	6	10	25	10	.37	93
HW059 01801	18	1	16	25	10	.16	20
HW059 01803	18	3	16	25	10	.32	78
HW059 01804	18	4	16	25	10	.33	74
HW059 01806	18	6	16	25	10	.40	108
HW059 01601	16	1	26	25	10	.17	24
HW059 01602	16	2	26	25	10	.31	56
HW059 01603	16	3	26	25	10	.35	97
HW059 01604	16	4	26	30	10	.36	95
HW059 01606	16	6	26	30	10	.43	140

Application:

Highly flame-retardant cable for use in high temperature environments where circuit integrity is required. Used for power, control and instrumentation circuits in iron, steel, glass, aluminum and refining applications.

Conductor:

- 18 AWG – 10 AWG: 27% nickel-coated, soft annealed copper per ASTM B-355, Class K stranding per ASTM B-174.
- 8 AWG – 2 AWG: 27% nickel-coated, soft annealed copper per ASTM B-355, Class H stranding per ASTM B-173.

Insulation:

Mica, glass and TFE Teflon®

Jacket:

Impregnated glass braid treated with a flame-, heat-, moisture-, and abrasion-resistant finish.

Flame Tests:

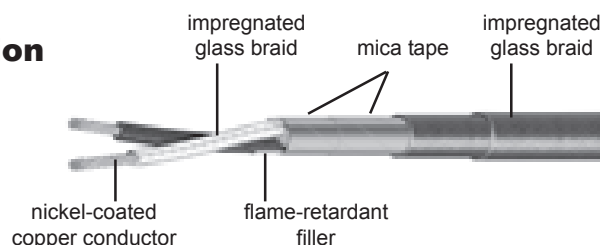
- IEEE 383 modified 210,000 BTU/hr vertical tray flame test
- ETL vertical tray flame test, 3000°F for 30 minutes

Stock Colors:

Red, white, blue, green, orange and yellow

CIRCUIT INTEGRITY CABLE

**600 Volt 450°C UL / 538°C Non-UL
Mica, Glass & TFE Teflon® Insulation
Impregnated Glass Braid Jacket
Flexible Strand
Nickel-Coated Copper Conductor**



Lead and High Temperature Cable

Catalog No.	Size AWG	No. of Conductors	No. of Strands	Insulation Thickness Mils	Jacket Thickness Mils	Overall Diameter Inch	Net Weight Lbs/Mft
HW059 01401	14	1	41	25	10	.19	30
HW059 01402	14	2	41	25	10	.34	72
HW059 01403	14	3	41	25	10	.36	97
HW059 01404	14	4	41	25	10	.39	122
HW059 01406	14	6	41	25	10	.47	183
HW059 01201	12	1	65	25	10	.20	42
HW059 01202	12	2	65	25	10	.38	108
HW059 01203	12	3	65	25	10	.41	138
HW059 01204	12	4	65	25	10	.44	173
HW059 01206	12	6	65	25	10	.55	248
HW059 01001	10	1	105	25	10	.25	63
HW059 01002	10	2	105	25	10	.46	138
HW059 01003	10	3	105	25	10	.50	190
HW059 01004	10	4	105	25	10	.55	256
HW059 01006	10	6	105	25	10	.67	372
HW059 00801	8	1	133	25	10	.28	84
HW059 00601	6	1	133	25	10	.32	122
HW059 00401	4	1	133	25	10	.34	180
HW059 00201	2	1	133	25	10	.46	273

Application:

Highly flame-retardant cable for use in high temperature environments where circuit integrity is required. Used for power, control and instrumentation circuits in iron, steel, glass, aluminum and refining applications.

Conductor:

- 18 AWG – 10 AWG: 27% nickel-coated, soft annealed copper per ASTM B-355, Class K stranding per ASTM B-174.
- 8 AWG – 2 AWG: 27% nickel-coated, soft annealed copper per ASTM B-355, Class H stranding per ASTM B-173.

Insulation:

Mica, glass and TFE Teflon®

Jacket:

Impregnated glass braid treated with a flame-, heat-, moisture-, and abrasion-resistant finish.

Flame Tests:

- IEEE 383 modified 210,000 BTU/hr vertical tray flame test
- ETL vertical tray flame test, 3000°F for 30 minutes

Stock Colors:

Red, white, blue, green, orange and yellow